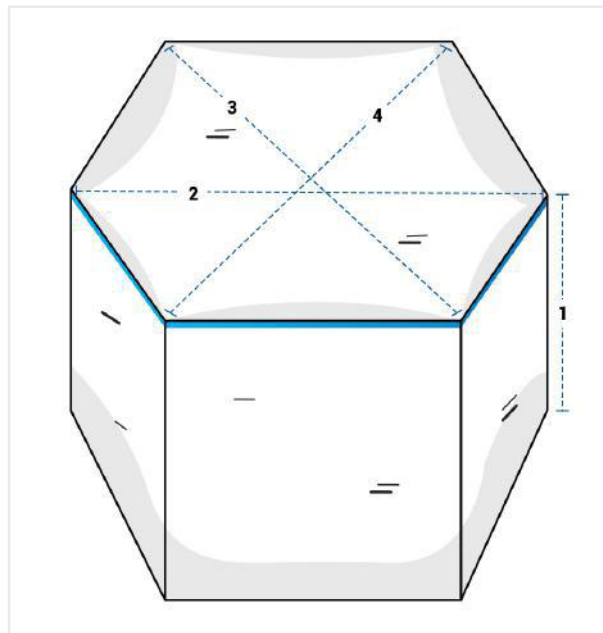


How to Measure Custom Covers - Design 16

Measurement Instruction

- ✓ Give exact measurement from edge to edge.
- ✓ "We add upto 5 cm leeway on the given width/depth for easy pull-in and pull-out."
- ✓ The height dimensions will remain same as provided by you.



Measurement (cm)

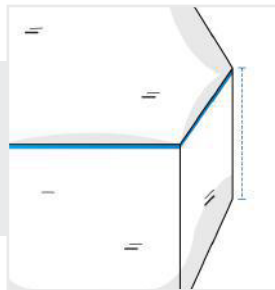
1. Height

2. Diagonal Length

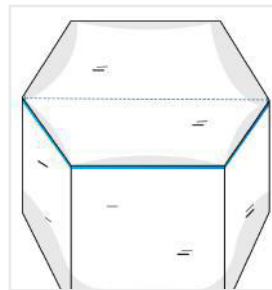
3. Diagonal Length #1

4. Diagonal Length #2

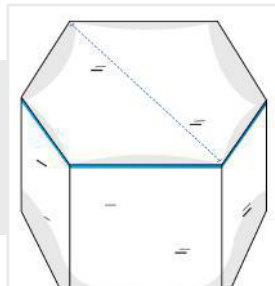
1. Height:
Height of the Product



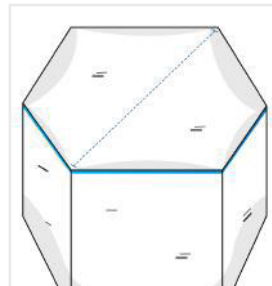
2. Diagonal Length:
Diagonal Length of the Product



3. Diagonal Length #1:
Diagonal Length (Side 1)



4. Diagonal Length #2:
Diagonal Length (Side 2)



We encourage you to upload the image of the article you need the cover for - this helps our team ensure covers are designed keeping your requirements in mind.