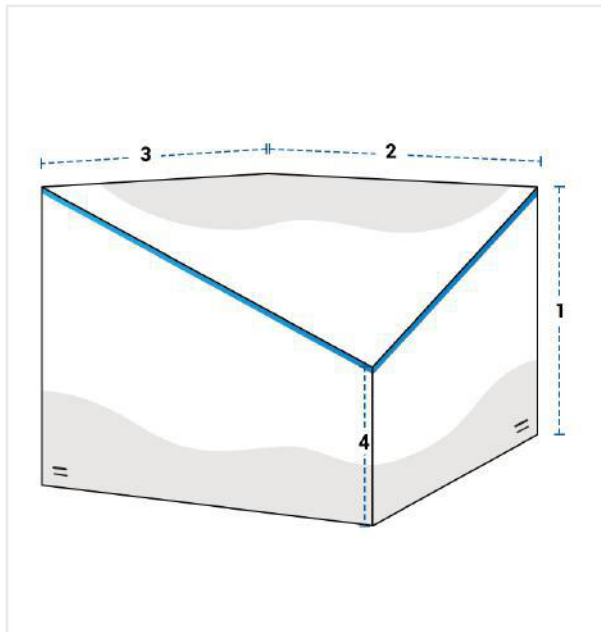


How to Measure Custom Covers - Design 13

Measurement Instruction

- ✓ Give exact measurement from edge to edge.
- ✓ "We add upto 5 cm leeway on the given width/depth for easy pull-in and pull-out."
- ✓ The height dimensions will remain same as provided by you.



Measurement (cm)

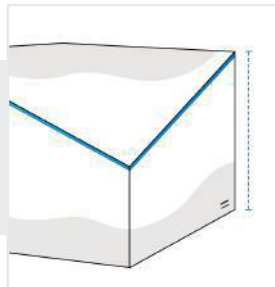
1. Height

2. Depth

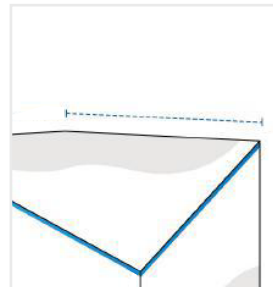
3. Width

4. Front Height

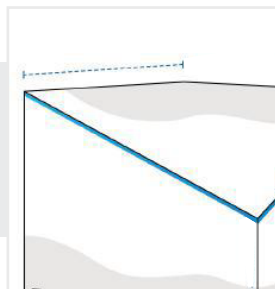
1. Height:
Height of the Product



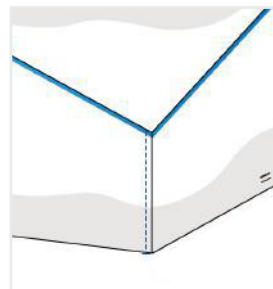
2. Depth:
Depth of the Product



3. Width:
Width of the Product



4. Front Height:
Front Height of the Product



We encourage you to upload the image of the article you need the cover for - this helps our team ensure covers are designed keeping your requirements in mind.