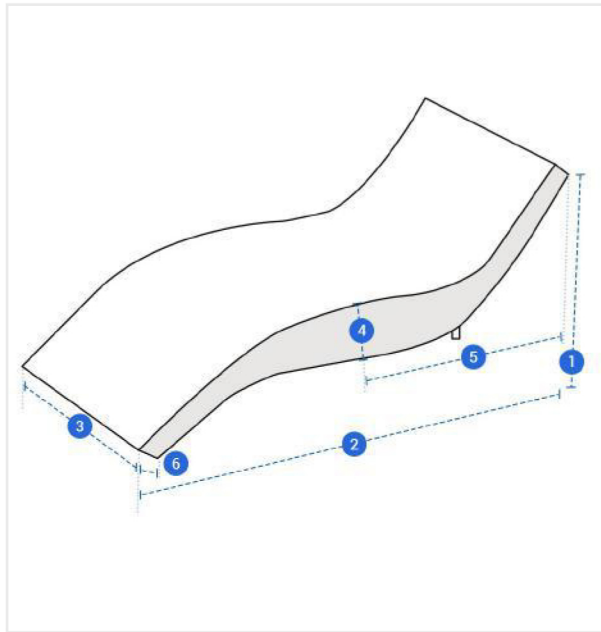


How to Measure Chaise Lounge Covers - Design 9

Measurement Instruction

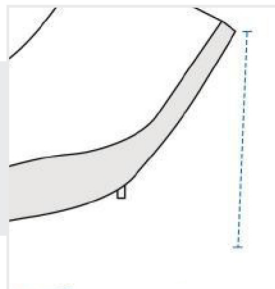
- ✓ Give exact measurement from edge to edge.
- ✓ "We add upto 5 cm leeway on the given width/depth for easy pull-in and pull-out."
- ✓ The height dimensions will remain same as provided by you.



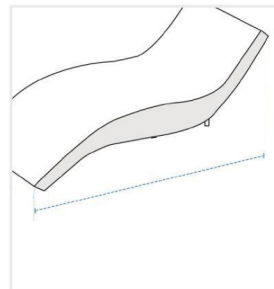
Measurement (cm)

| | | | |
|------------------------------|----------------------|------------------|----------------------|
| 1. Height | <input type="text"/> | 2. Depth | <input type="text"/> |
| 3. Width | <input type="text"/> | 4. Middle Height | <input type="text"/> |
| 5. Depth from Middle to Back | <input type="text"/> | 6. Front Height | <input type="text"/> |

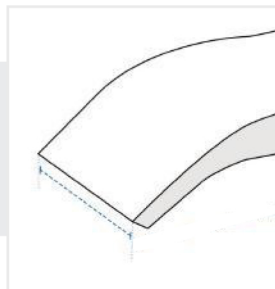
1. Height:
Height of the Chaise



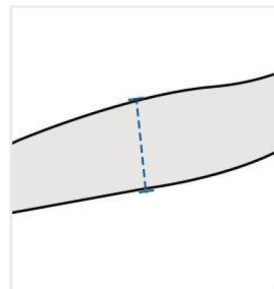
2. Depth:
Depth of the Chaise



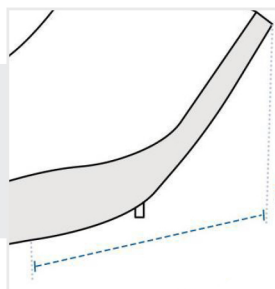
3. Width:
Width of the Chaise



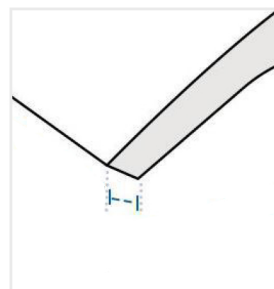
4. Middle Height:
Middle Height of the Chaise



5. Depth from Middle to Back:
Depth from Middle to Back of the Chaise



6. Front Height:
Front Height of the Chaise



We encourage you to upload the image of the article you need the cover for - this helps our team ensure covers are designed keeping your requirements in mind.