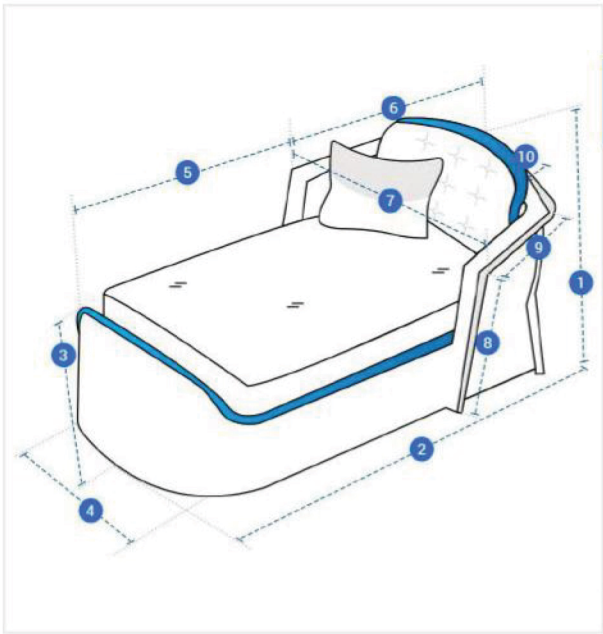


How to Measure Chaise Lounge Covers - Design 8

Measurement Instruction

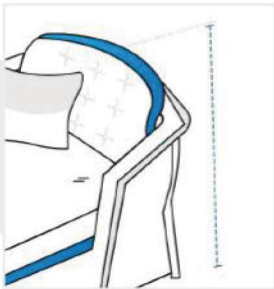
- ✔ Give exact measurement from edge to edge.
- ✔ "We add upto 5 cm leeway on the given width/depth for easy pull-in and pull-out."
- ✔ The height dimensions will remain same as provided by you.



Measurement (cm)

1. Back Height	<input type="text"/>	2. Depth	<input type="text"/>
3. Front Height	<input type="text"/>	4. Width	<input type="text"/>
5. Arm To Front Depth	<input type="text"/>	6. Arm to Back Depth	<input type="text"/>
7. Arm to Arm Width	<input type="text"/>	8. Arm Height	<input type="text"/>
9. Arm Depth	<input type="text"/>	10. Cushion Depth	<input type="text"/>

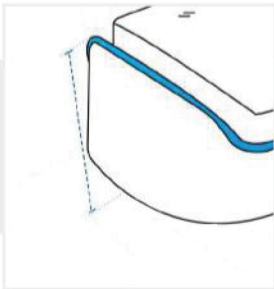
1. Back Height:
Back Height of the Chaise



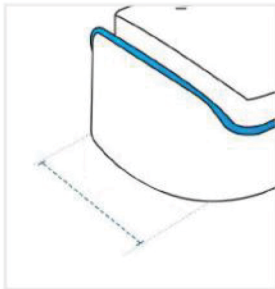
2. Depth:
Depth of the Chaise



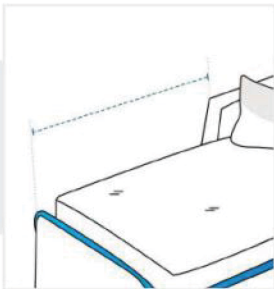
3. Front Height:
Front Height of the Chaise



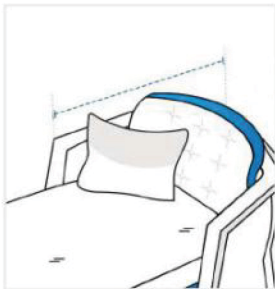
4. Width:
Width of the Chaise



5. Arm To Front Depth:
Arm To Front Depth of the Chaise

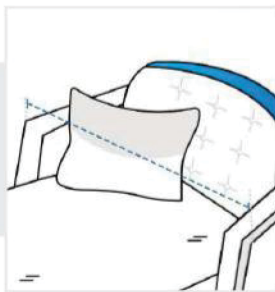


6. Arm to Back Depth:
Arm to Back Depth of the Chaise



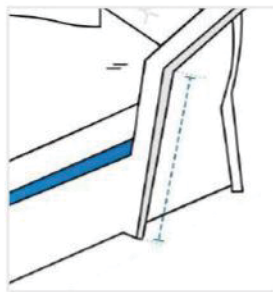
7. Arm to Arm Width:

Arm to Arm Width of the Chaise



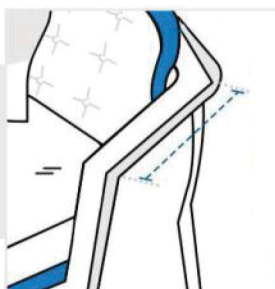
8. Arm Height:

Arm Height of the Chaise



9. Arm Depth:

Arm Depth of the Chaise



10. Cushion Depth:

Cushion Depth of the Chaise

