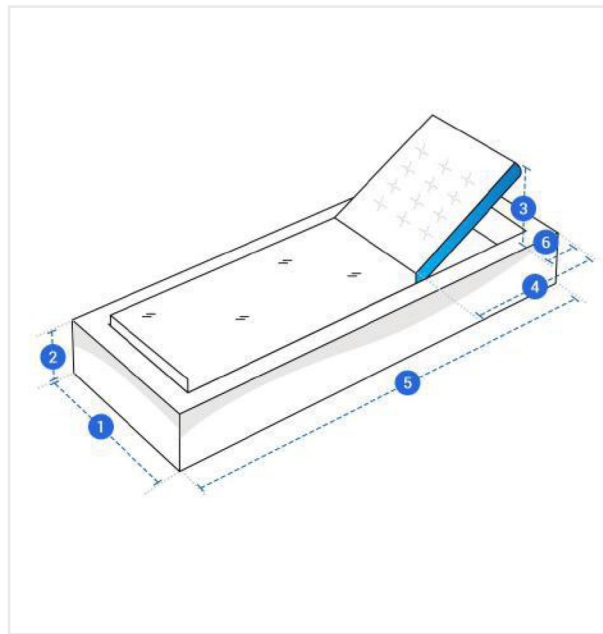


How to Measure Chaise Lounge Covers - Design 7

Measurement Instruction

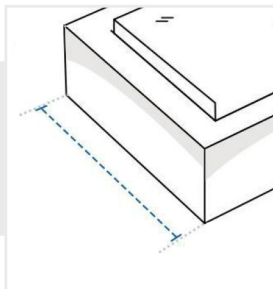
- ✓ Give exact measurement from edge to edge.
- ✓ "We add upto 5 cm leeway on the given width/depth for easy pull-in and pull-out."
- ✓ The height dimensions will remain same as provided by you.



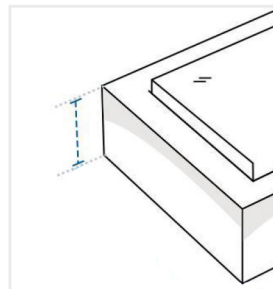
Measurement (cm)

1. Width	<input type="text"/>	2. Front Height	<input type="text"/>
3. Adjustable Headrest Height	<input type="text"/>	4. Length from Corner to slant joint	<input type="text"/>
5. Depth	<input type="text"/>	6. length from Adjustable Headrest Top height to Corner	<input type="text"/>

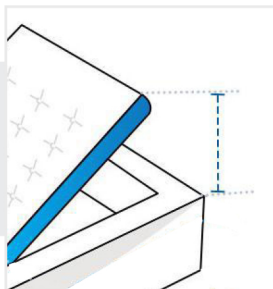
1. Width:
Width of the Chaise



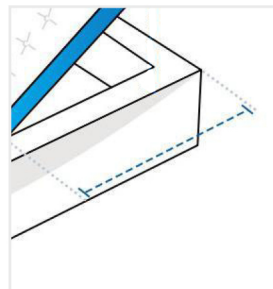
2. Front Height:
Front Height of the Chaise



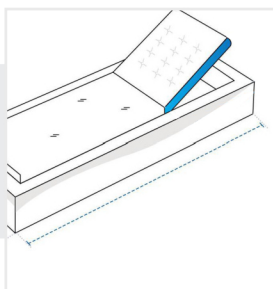
3. Adjustable Headrest Height:
Adjustable Headrest Height of the Chaise



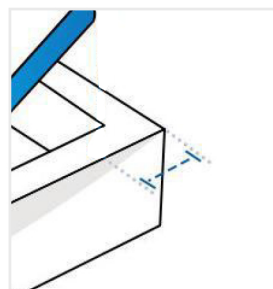
4. Length from Corner to slant joint:
Length from Corner to slant joint of the Chaise



5. Depth:
Depth of the Chaise



6. length from Adjustable Headrest Top height to Corner:
length from Adjustable Headrest Top height to Corner to slant joint of the Chaise



We encourage you to upload the image of the article you need the cover for - this helps our team ensure covers are designed keeping your requirements in mind.