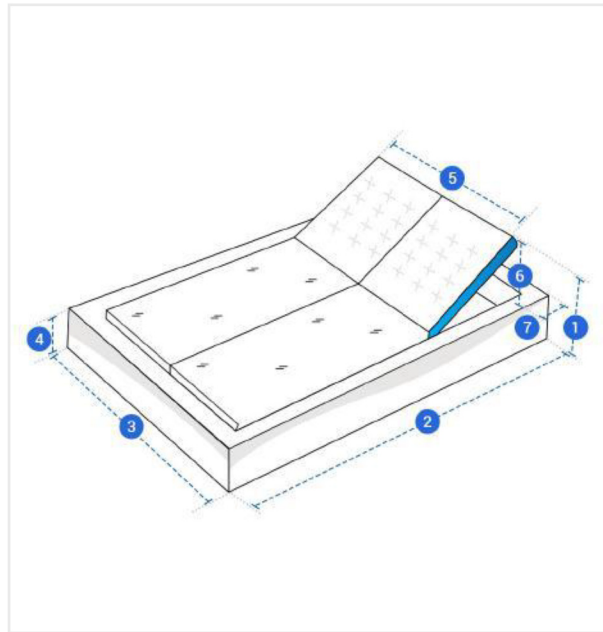


# How to Measure Chaise Lounge Covers - Design 6

## Measurement Instruction

- ✓ Give exact measurement from edge to edge.
- ✓ "We add upto 5 cm leeway on the given width/depth for easy pull-in and pull-out."
- ✓ The height dimensions will remain same as provided by you.

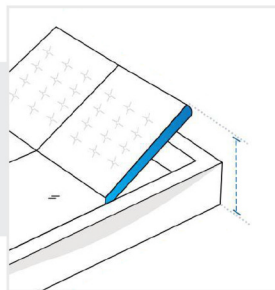


### Measurement (cm)

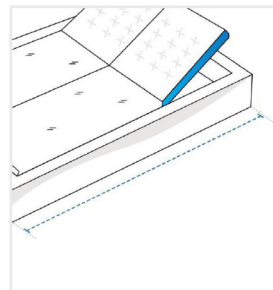
- 1. Back Height
- 3. Front Width
- 5. Back Width
- 7. Length From Adjustable Headrest Top Height To Corner

- 2. Depth
- 4. Front Height
- 6. Adjustable Headrest Height

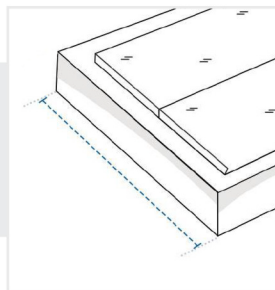
**1. Back Height:**  
Back Height of the Chaise



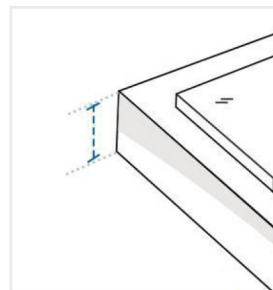
**2. Depth:**  
Depth of the Chaise



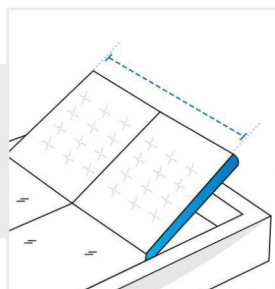
**3. Front Width:**  
Front Width of the Chaise



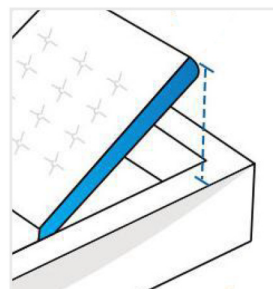
**4. Front Height:**  
Front Height of the Chaise

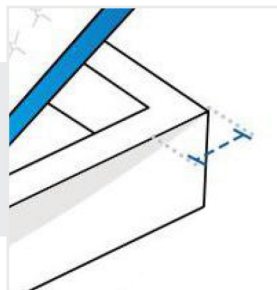


**5. Back Width:**  
Back Width of the Chaise



**6. Adjustable Headrest Height:**  
Adjustable Headrest Height of the Chaise





**7. Length From Adjustable Headrest Top Height To Corner:**

Length From Adjustable Headrest Top Height To Corner of the Chaise