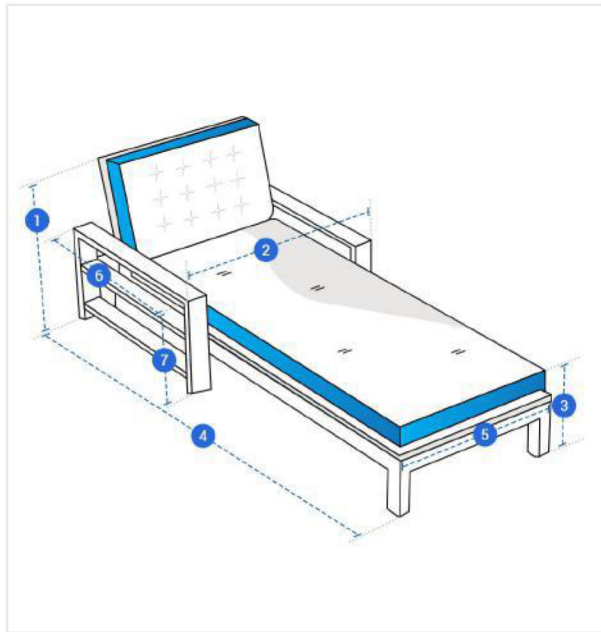


## How to Measure Chaise Lounge Covers - Design 1

### Measurement Instruction

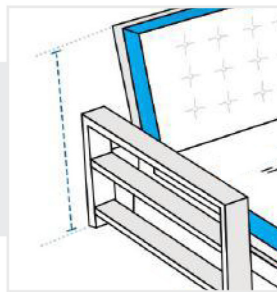
- ✓ Give exact measurement from edge to edge.
- ✓ "We add upto 5 cm leeway on the given width/depth for easy pull-in and pull-out."
- ✓ The height dimensions will remain same as provided by you.



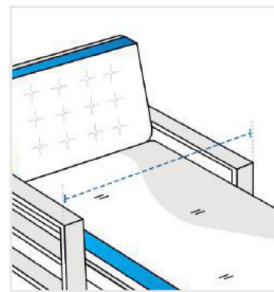
### Measurement (cm)

1. Back Height	<input type="text"/>	2. Arm To Arm Width	<input type="text"/>
3. Front Height	<input type="text"/>	4. Total Depth	<input type="text"/>
5. Front Width	<input type="text"/>	6. Arm Depth	<input type="text"/>
7. Front Height	<input type="text"/>		

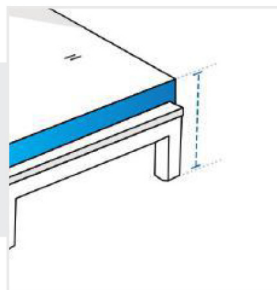
**1. Back Height :**  
Back Height of the Chaise



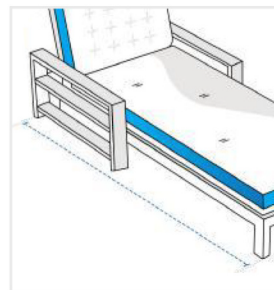
**2. Arm To Arm Width:**  
Arm To Arm Width of the Chaise



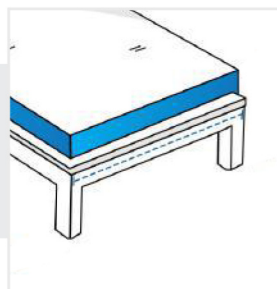
**3. Front Height :**  
Front Height of the Chaise



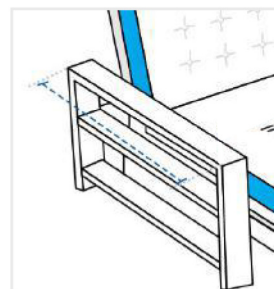
**4. Total Depth:**  
Total Depth of the Chaise

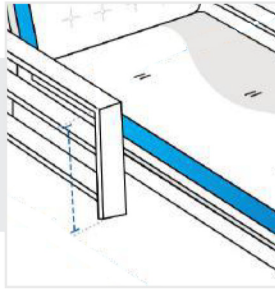


**5. Front Width :**  
Front Width of the Chaise



**6. Arm Depth:**  
Arm Depth of the Chaise





**7. Arm Height :**  
Arm Height of the Chaise

We encourage you to upload the image of the article you need the cover for - this helps our team ensure covers are designed keeping your requirements in mind.

