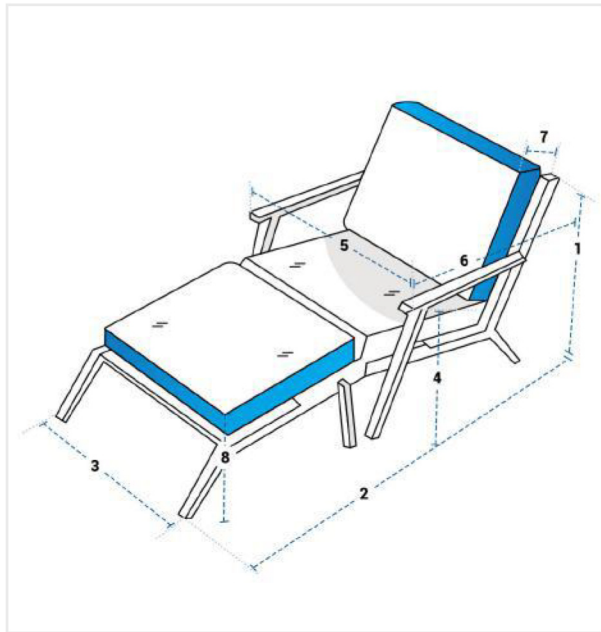


How to Measure Chaise Lounge Covers - Design 10

Measurement Instruction

- ✓ Give exact measurement from edge to edge.
- ✓ "We add upto 5 cm leeway on the given width/depth for easy pull-in and pull-out."
- ✓ The height dimensions will remain same as provided by you.



Measurement (cm)

1. Back Height

2. Depth

3. Front Width

4. Arm Height

5. Arm To Arm Width

6. Arm Depth

7. Cushion Depth

8. Front Height

1. Back Height:

Back Height of the Chaise



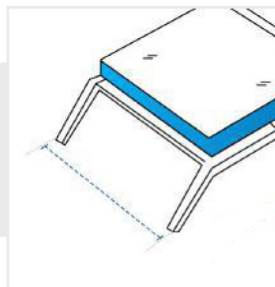
2. Depth:

Depth of the Chaise



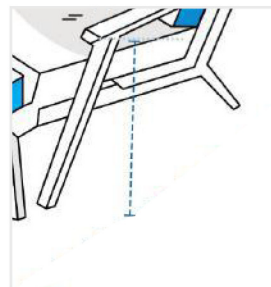
3. Front Width:

Front Width of the Chaise



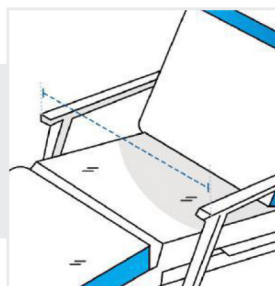
4. Arm Height:

Arm Height of the Chaise



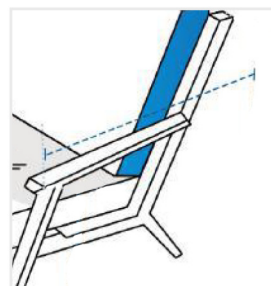
5. Arm To Arm Width:

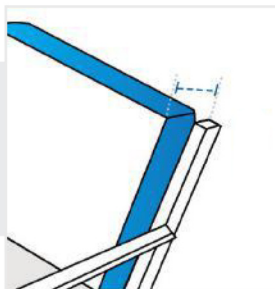
Arm To Arm Width of the Chaise



6. Arm Depth:

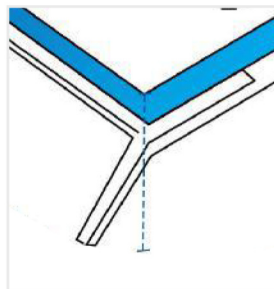
Arm Depth of the Chaise





7. Cushion Depth:

Cushion Depth of the Chaise



8. Front Height:

Front Height of the Chaise