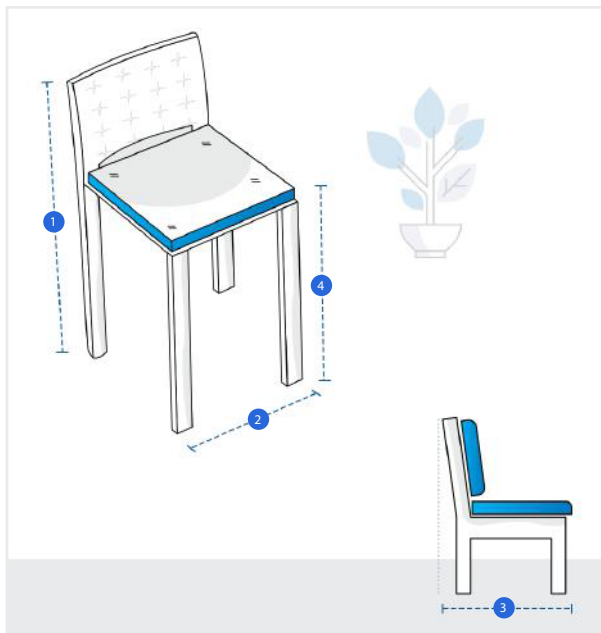


How to Measure Chair Cover - Design 16

Measurement Instruction

- ✓ Give exact measurement from edge to edge.
- ✓ We add 2.5 to 5 cm leeway on the given width/depth for easy pull-in and pull-out.
- ✓ The height dimensions will remain same as provided by you.



Measurement (cm)

1. Height

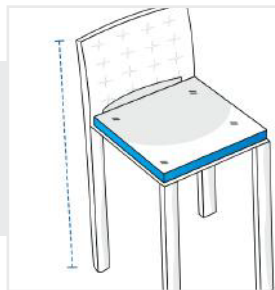
2. Width

3. Total Depth

4. Front Height

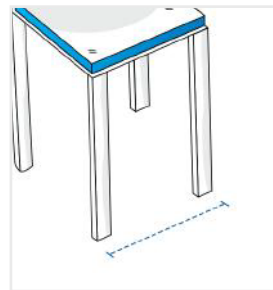
1. Height:

Height of the Chair



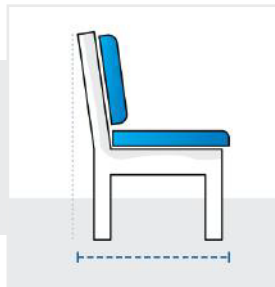
2. Width:

Width of the Chair



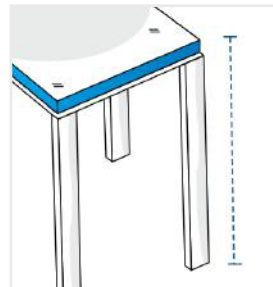
3. Total Depth:

Total Depth - From Front leg to back rest - (refer image)



4. Front Height:

Front Height - Ground to Arm
(Or ground to seat if no arm)



We encourage you to upload the image of the article you need the cover for - this helps our team ensure covers are designed keeping your requirements in mind.