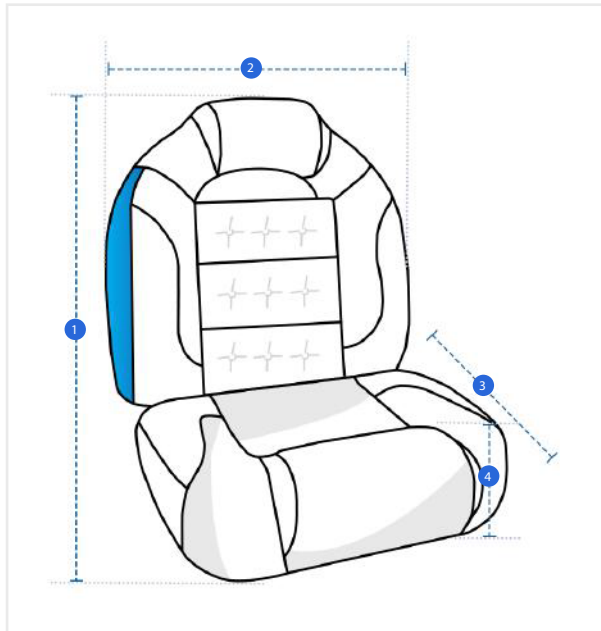


# How to Measure Custom Boat Seat Covers

## Measurement Instruction

- ✓ Give exact measurement from edge to edge.
- ✓ We add 2.5 to 5 cm leeway on the given width/depth for easy pull-in and pull-out.
- ✓ The height dimensions will remain same as provided by you.



### Measurement (cm)

1. Height

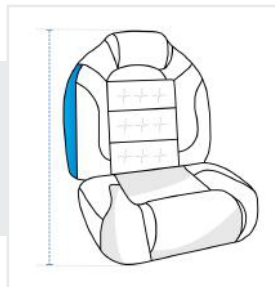
2. Width

3. Depth

4. Front Height

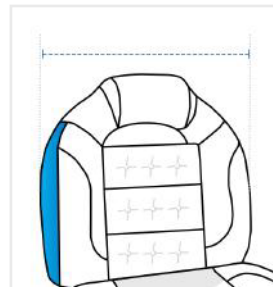
#### 1. Height:

Height of the Custom Boat Seat



#### 2. Width:

Width of the Custom Boat Seat



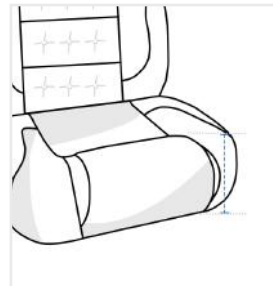
#### 3. Depth:

Depth of the Custom Boat Seat



#### 4. Front Height:

Front Height of the Custom Boat Seat



We encourage you to upload the image of the article you need the cover for - this helps our team ensure covers are designed keeping your requirements in mind.