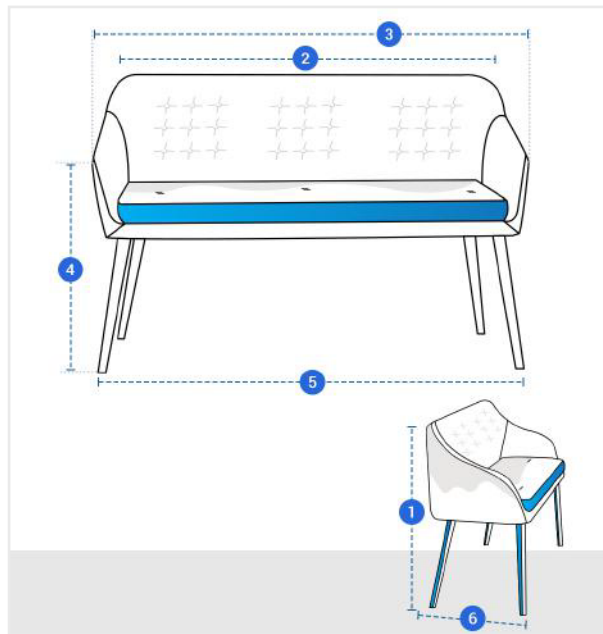


How to Measure Custom Bench Covers - Design 7

Measurement Instruction

- ✓ Give exact measurement from edge to edge.
- ✓ We add 2.5 to 5 cm leeway on the given width/depth for easy pull-in and pull-out.
- ✓ The height dimensions will remain same as provided by you.



Measurement (cm)

1. Back Height

2. Back Width

3. Front Top Width

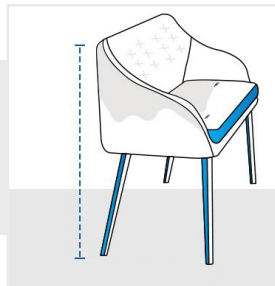
4. Front Height

5. Front Bottom Width

6. Depth

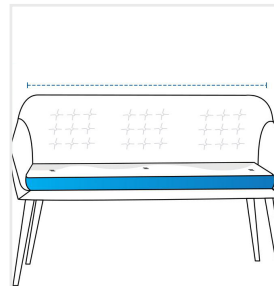
1. Back Height:

Back Height of the Custom Bench



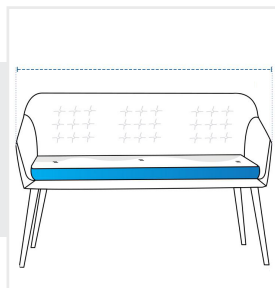
2. Back Width:

Back Width of the Custom Bench



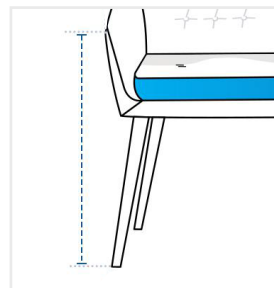
3. Front Top Width:

Front Top Width of the Custom Bench



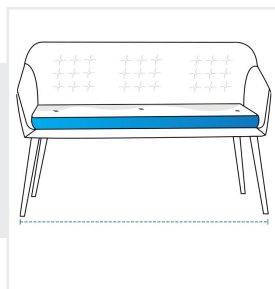
4. Front Height:

Front Height of the Custom Bench



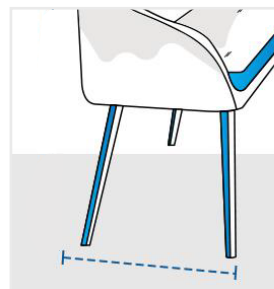
5. Front Bottom Width:

Front Bottom Width of the Custom Bench



6. Depth:

Depth of the Custom Bench



We encourage you to upload the image of the article you need the cover for - this helps our team ensure covers are designed keeping your requirements in mind.