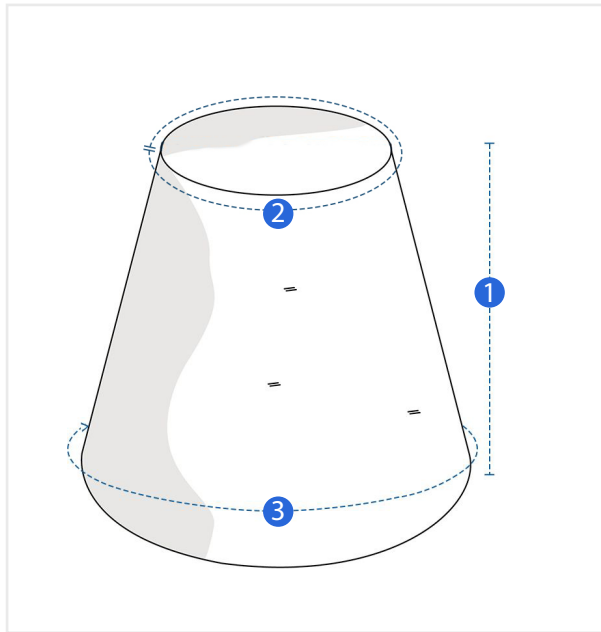


How to Measure Custom Covers - Design 22

Measurement Instruction

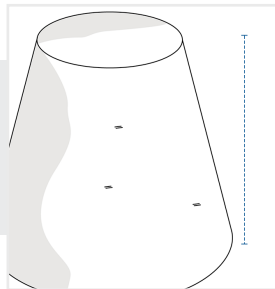
- ✓ Give exact measurement from edge to edge.
- ✓ We add 1.3 to 3.8 cm leeway on the given width/depth for easy pull-in and pull-out.
- ✓ The height dimensions will remain same as provided by you.



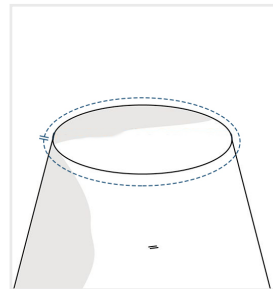
Measurement (cm)

1. Height	<input type="text"/>	2. Top Circumference	<input type="text"/>
3. Bottom Circumference	<input type="text"/>		

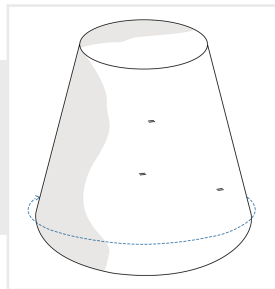
1. Height:
Height of the Outdoor Daybed



2. Top Circumference:
Top Circumference of the Custom Cover



3. Bottom Circumference:
Bottom Circumference of the Custom Cover



We encourage you to upload the image of the article you need the cover for - this helps our team ensure covers are designed keeping your requirements in mind.