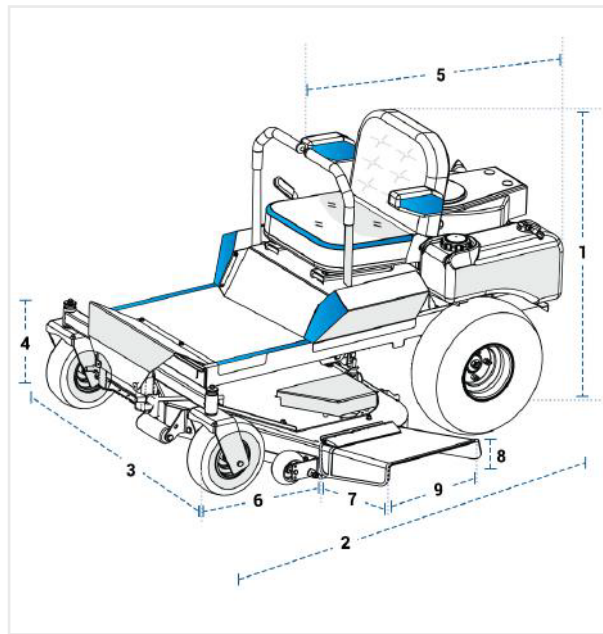


## How to Measure Zero Turn Mower Covers

### Measurement Instruction

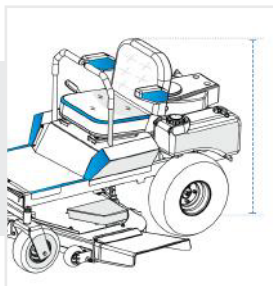
- ✓ Give exact measurement from edge to edge.
- ✓ We add 2.5 to 5 cm leeway on the given width/depth for easy pull-in and pull-out.
- ✓ The height dimensions will remain same as provided by you.



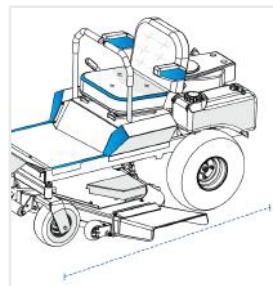
### Measurement (cm)

1. Height	<input type="text"/>	2. Depth	<input type="text"/>
3. Width	<input type="text"/>	4. Front Height	<input type="text"/>
5. Depth #1	<input type="text"/>	6. Depth #2	<input type="text"/>
7. Width #1	<input type="text"/>	8. Height #1	<input type="text"/>
9. Depth #3	<input type="text"/>		

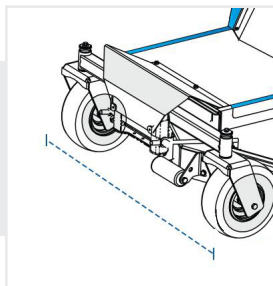
**1. Height:**  
Height of the Zero Turn Mower



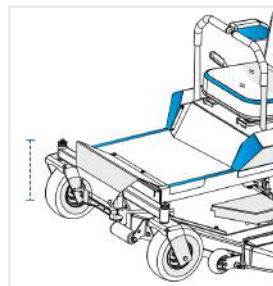
**2. Depth:**  
Depth of the Zero Turn Mower



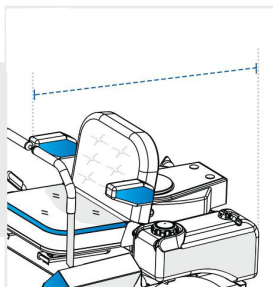
**3. Width:**  
Width of the Zero Turn Mower



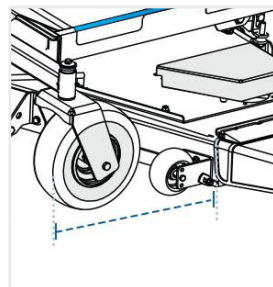
**4. Front Height:**  
Front Height of the Zero Turn Mower

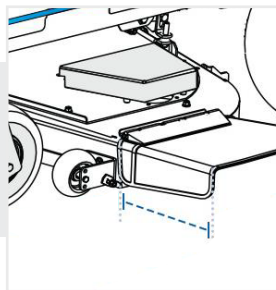


**5. Depth #1:**  
Depth (Side #1)

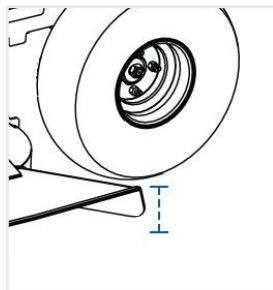


**6. Depth #2:**  
Depth (Side #2)

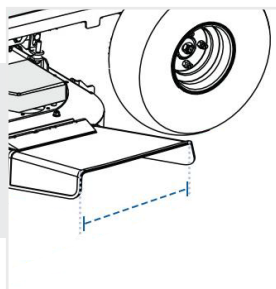




**7. Width #1:**  
Height (Side #1)



**8. Height #1:**  
Height (side#1)



**9. Depth #3:**  
Depth (Side #3)