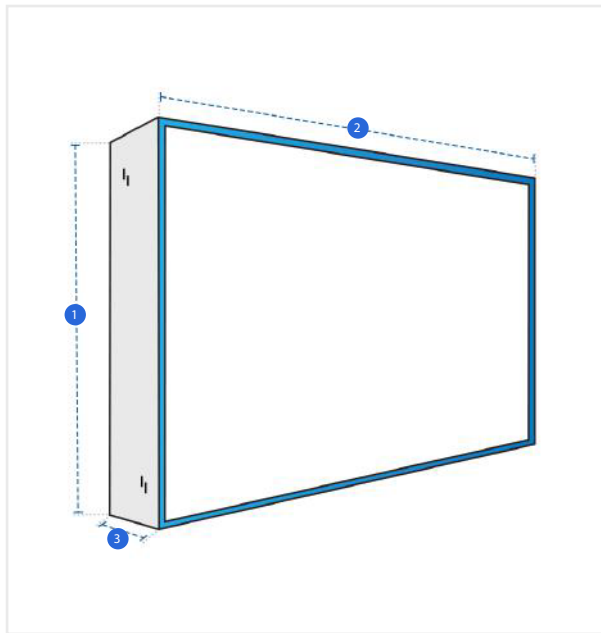


How to Measure 22-25 inch TV Covers

Measurement Instruction

- ✓ Give exact measurement from edge to edge.
- ✓ We add 0 to 2.5 cm leeway on the given width/depth for easy pull-in and pull-out.
- ✓ The height dimensions will remain same as provided by you.



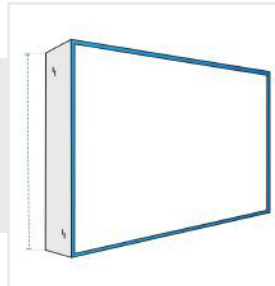
Measurement (cm)

1. Height


2. Width

3. Depth

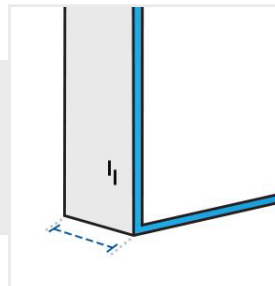
1. Height:
Height of the TV



2. Width:
Width of the TV



3. Depth:
Depth of the TV



We encourage you to upload the image of the article you need the cover for - this helps our team ensure covers are designed keeping your requirements in mind.